



JUDD CONTROL PANEL

The JUDD and JUDD-S control panel is a standard modular design. Each module has an independent display function. It can be divided into wall-mounted or cabinet-type according to the channels. The control panel has built-in relay output, which is compatible with 4-20mA signal gas detectors, suitable for petroleum, chemical, energy, steel, metallurgy, gas, and other industries.

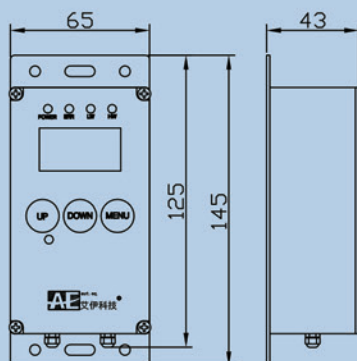
Features

- Modular design, more flexible solution.
- The OLED graphic display is clearly visible under strong light.
- Built-in relays are capable of interlock control.
- Aluminum alloy/carbon steel, much durable.
- Supports connect with 4-20mA gas detectors.

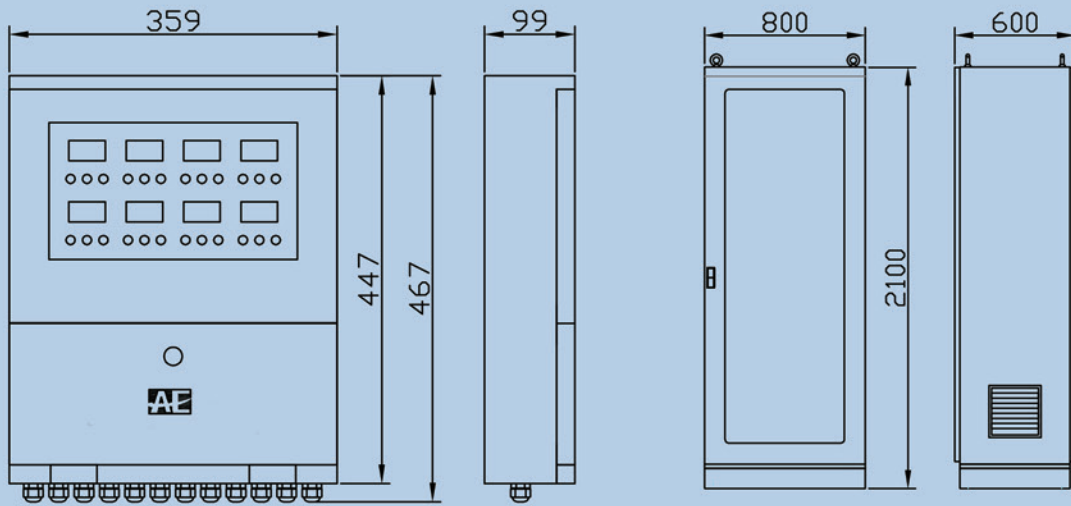
Specifications

Description	Specifications	JUDD	JUDD-S
Function			
channels	1~8	●	-
	>16	-	●
suitable detector	detector with 4-20mA only	●	●
Electric			
power supply	220VAC	●	●
power consumption	each channel ≤1W	●	●
signal input	4-20mA	●	●
signal output	4-20mA	●	●
wiring	three-wire	●	●
suitable cable	RVVP3*1.5mm ²	●	●
relay output	2 passive relay (250VAC/5A 30VDC/5A)	●	●
Display & Operation			
display	OLED screen, resolution in 128*64	●	●
indicator light	power, fault, alarm-1, alarm-2	●	●
operation method	button	●	●
Environment			
operating temperature	0°C ~ 40°C	●	●
operating humidity	10~95%RH non-condensing	●	●
operating pressure	80-120kPa	●	●
Structure			
body material	aluminum alloy(for single channel)	●	-
	carbon steel with electrostatic spraying (for multi channels)	●	●
weight	about 0.24kg for single channel	●	●
dimensions	145*65*43mm(H*W*D) single channel	●	-
	467*359*99mm(H*W*D) multi channels	●	-
	2100*800*600mm(H*W*D) JUDD-S	-	●
Certificate			
SIL	SIL2	●	-

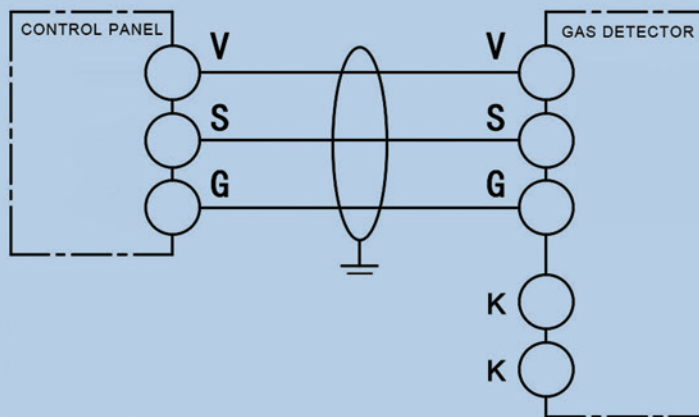
Dimensions



Dimensions



Wiring





GAS DETECTION SYSTEM

Gas detection system can be widely applied in places such as petrochemical engineering, chemical engineering, steel, metallurgy, pharmaceuticals, electricity, food, and logistics where the monitoring of flammable and toxic gas is needed.

The system is made of gas detector, controller and sound-light alarm, and the gas concentration data will be uploaded to the control panel. The controller collectively displays the gas concentration data of different monitoring points, and the sound-light alarm will be set off in case that any concentration exceeds over the default value. Linkage feature can be realized and the data can be also uploaded to host systems such as DCS/IPC.

FUNCTION

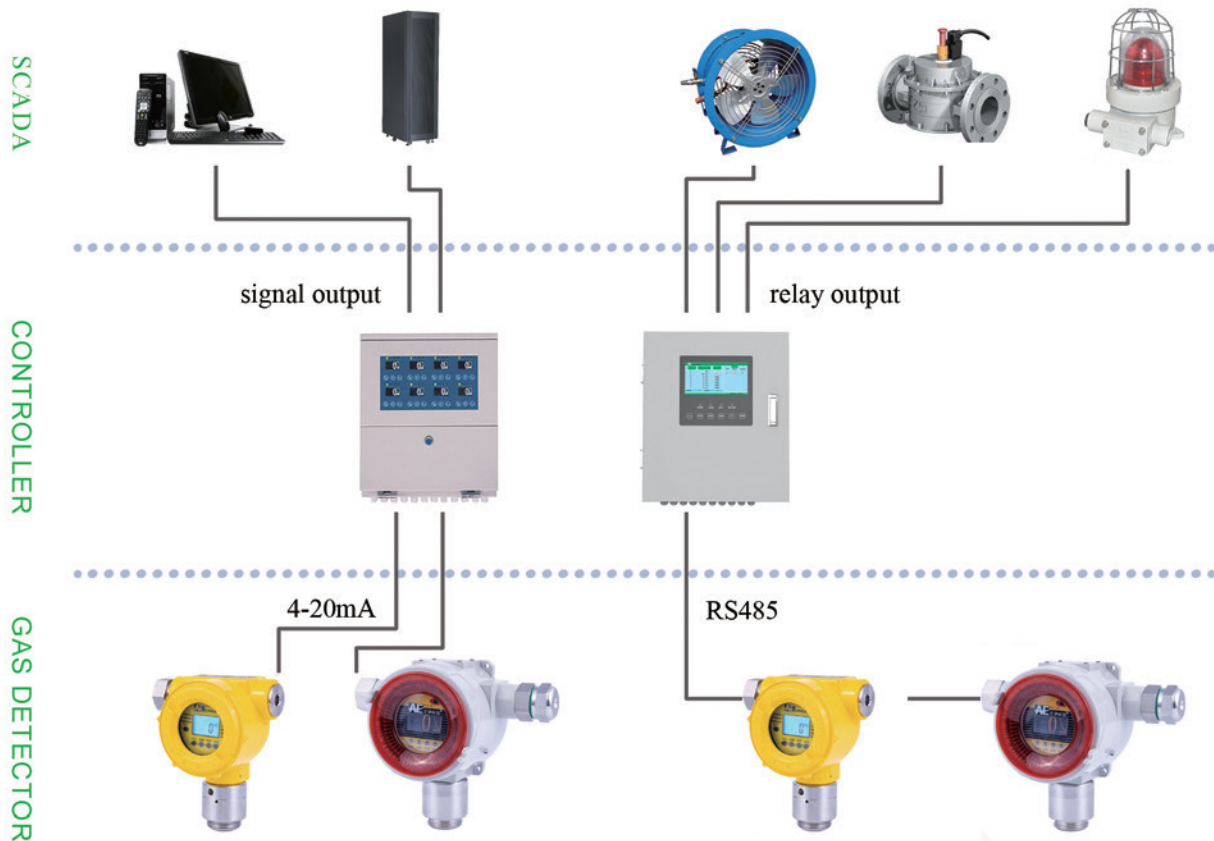


DIAGRAM of GAS DETECTION SYSTEM

1. gas detector

The gas detector is fixed in areas such as the workshop, warehouse, and storage tank for real-time monitoring of the concentration of flammable and toxic gases.

2. zone control

The controller collectively displays the gas concentration, and the sound-light alarm will be set off in case that any concentration exceeds over the default value.

3. The interlock control

It comes with relay output and fault output for the performing of automatic fan, spray, valve, and alarm.

4. The host computer

Standard 4-20mA and RS485 signal output, compatible with host computers such as DCS/PLC/IPC.



SELECTION GUIDE

QUICK SELECTION TABLE 1 -- FIXED GAS DETECTOR

Description	AG310 series					AG210 series				AG200 series		
	GTQ-AF110	GTQ-AF111	AF110-R	AG310	AG311	AG210	AG211	GTQ-Anr-A	GTQ-Anr-D	AG200	Anr-N	Anr-S
Gas detected												
combustible gas-catalytic	●	●	-	-	-	-	-	●	●	-	●	●
combustible gas-infrared	-	-	●	-	-	-	-	-	-	-	-	-
toxic gas-electrochemical	-	-	-	●	●	●	●	-	-	●	-	-
toxic gas-PID	-	-	-	●	●	●	●	-	-	●	-	-
toxic gas-infrared	-	-	-	●	●	●	●	-	-	●	-	-
toxic gas-semiconductor	-	-	-	●	●	-	-	-	-	-	-	-
Display												
OLED	●	●	●	●	●	-	-	-	-	-	-	-
LCD	-	-	-	-	-	●	●	●	●	-	-	-
Signal output												
4-20mA	●	-	●	●	-	●	-	●	-	●	●	-
RS485	-	●	-	-	●	-	●	-	●	●	-	●
Wiring												
three-wire	●	-	●	●	-	●	-	●	-	●	●	-
four-wire	-	●	-	-	●	-	●	-	●	●	-	●

Note:

1. ● means available, - means unavailable;
2. both oxygen and toxic gas are detected in electrochemical principle, so the toxic gas includes oxygen in the above table.

QUICK SELECTION TABLE 2 -- CONTROL PANEL

Description	AGS1600F	AGS1000	AGS1000B	AGS1000D	JUDD	JUDD-S
Gas detected						
combustible gas	●	●	●	●	●	●
toxic gas	-	●	●	●	●	●
Display						
LCD	●	●	●	●	-	-
OLED	-	-	-	-	●	●
Signal input						
4-20mA	●	●	●	●	●	●
RS485	-	●	●	●	-	-
Wiring						
three-wire	●	●	●	●	●	●
four-wire	-	●	●	●	-	-
Channels	4	1-64	1-64	1-64	1-8	32-128
Installation						
wall-mounted type	●	●	●	●	●	-
cabinet type	-	-	-	-	-	●
UPS	-	-	●	-	-	-
Explosion-proof	-	-	-	●	-	-

Note: The channels of AGS1000, AGS1000B, AGS1000D, JUDD, JUDD-S can be customized.

QUICK SELECTION TABLE 3 -- GAS DETECTED

Gas	Measure Range	Principle	Resolution	GTQ-AFI10	GTQ-AFI11	GTQ-AFI10-R	GTQ-AFI11	GTQ-AFI10-R	GTQ-AFI11	Amr-N	Amr-S	AG310	AG311	AG210	AG211	AG200
EX	0-100%LEL	Catalytic	1%LEL	●	●	-	●	-	●	●	●	-	-	-	-	-
EX	0-100%LEL	Infrared	1%LEL	-	-	●	-	-	-	-	-	-	-	-	-	-
O ₂	0-30%VOL	Electrochemical	0.1%VOL	-	-	-	-	-	-	-	-	●	●	●	●	●
Carbon monoxide	0-1000µmol/mol	Electrochemical	1µmol/mol	-	-	-	-	-	-	-	-	●	●	●	●	●
Hydrogen sulphide	0-100µmol/mol	Electrochemical	1µmol/mol	-	-	-	-	-	-	-	-	●	●	●	●	●
Chlorine	0-10µmol/mol	Electrochemical	0.1µmol/mol	-	-	-	-	-	-	-	-	●	●	●	●	●
Sulphur dioxide	0-20µmol/mol	Electrochemical	0.1µmol/mol	-	-	-	-	-	-	-	-	●	●	●	●	●
Ammonia	0-100µmol/mol	Electrochemical	1µmol/mol	-	-	-	-	-	-	-	-	●	●	●	●	●
Nitric oxide	0-250µmol/mol	Electrochemical	1µmol/mol	-	-	-	-	-	-	-	-	●	●	●	●	●
Nitrogen dioxide	0-20µmol/mol	Electrochemical	0.1µmol/mol	-	-	-	-	-	-	-	-	●	●	●	●	●
Hydrogen chloride	0-30µmol/mol	Electrochemical	0.1µmol/mol	-	-	-	-	-	-	-	-	●	●	●	●	●
Ozone	0-1µmol/mol	Electrochemical	0.01µmol/mol	-	-	-	-	-	-	-	-	●	●	●	●	●
Ethylene oxide	0-20µmol/mol	Electrochemical	0.1µmol/mol	-	-	-	-	-	-	-	-	●	●	●	●	●
Formaldehyde	0-20µmol/mol	Electrochemical	0.1µmol/mol	-	-	-	-	-	-	-	-	●	●	●	●	●
Methanol	0-20µmol/mol	Electrochemical	0.1µmol/mol	-	-	-	-	-	-	-	-	●	●	●	●	●
Phosphine	0-5µmol/mol	Electrochemical	0.1µmol/mol	-	-	-	-	-	-	-	-	●	●	●	●	●
Hydrogen	0-1000µmol/mol	Electrochemical	1µmol/mol	-	-	-	-	-	-	-	-	●	●	●	●	●
Fluorine	0-1µmol/mol	Electrochemical	0.01µmol/mol	-	-	-	-	-	-	-	-	●	●	●	●	●
Hydrogen fluoride	0-10µmol/mol	Electrochemical	0.1µmol/mol	-	-	-	-	-	-	-	-	●	●	●	●	●
Hydrogen cyanide	0-50µmol/mol	Electrochemical	0.1µmol/mol	-	-	-	-	-	-	-	-	●	●	●	●	●
Phosgene	0-1µmol/mol	Electrochemical	0.01µmol/mol	-	-	-	-	-	-	-	-	●	●	●	●	●
Arsenic hydride	0-1/20µmol/mol	Electrochemical	0.01µmol/mol	-	-	-	-	-	-	-	-	●	●	●	●	●
Silane	0-50µmol/mol	Electrochemical	0.1µmol/mol	-	-	-	-	-	-	-	-	●	●	●	●	●
Acrylonitrile	0-20µmol/mol	Electrochemical	0.1µmol/mol	-	-	-	-	-	-	-	-	●	●	●	●	●
Carbon disulfide	0-20µmol/mol	Electrochemical	0.1µmol/mol	-	-	-	-	-	-	-	-	●	●	●	●	●
Ethanol	0-20µmol/mol	Electrochemical	0.1µmol/mol	-	-	-	-	-	-	-	-	●	●	●	●	●
Sulfur hexafluoride	0-1000µmol/mol	Infrared	1µmol/mol	-	-	-	-	-	-	-	-	●	●	●	●	●
Methane	0-5%/100%VOL	Infrared	0.1%VOL	-	-	-	-	-	-	-	-	●	●	●	●	●
Carbon dioxide	0-5%/100%VOL	Infrared	0.1%VOL	-	-	-	-	-	-	-	-	●	●	●	●	●
Toluene	0-20µmol/mol	PID	0.1µmol/mol	-	-	-	-	-	-	-	-	●	●	●	●	●
Xylene	0-20µmol/mol	PID	0.1µmol/mol	-	-	-	-	-	-	-	-	●	●	●	●	●
Benzene	0-20µmol/mol	PID	0.1µmol/mol	-	-	-	-	-	-	-	-	●	●	●	●	●
Acetic acid	0-1000µmol/mol	PID	1µmol/mol	-	-	-	-	-	-	-	-	●	●	●	●	●
Volatile organic compounds	0-20µmol/mol 0-1000µmol/mol	PID	0.1µmol/mol 1µmol/mol	-	-	-	-	-	-	-	-	●	●	●	●	●

Note: 1. Any gas that not mentioned above, just contact AIYI Technologies for further information; 2. 1µmol/mol=1ppm



OFFICIAL WEBSITE



AIYI Technologies

TEL: 0086-25-87787361 FAX: 0086-25-87787362
WEB: www.AIYITEC.com EMAIL: sales@autequ.com

Authorized Distributor:

Disclaimer: All pictures, configurations and parameters in this document are for reference only. There may be differences with the actual products. Any difference is subject to the latest real products.